

SUPERIOR HOMES

ROYSTON & LUND



23 Fleeman Grove

West Bridgford | NG2 5BH

Guide Price £450,000

GUIDE PRICE £450,000 - £475,000

Royston and Lund are delighted to bring to the market this three-bedroom semi-detached property located in the ever-desirable area of Lady Bay. Situated close to numerous amenities, including local shops, pubs, and restaurants, the property is just a short drive from West Bridgford's Central Avenue. It also falls within the catchment area for well-regarded schools and benefits from excellent transport links to the surrounding villages and Nottingham City Centre. This property would be a perfect fit for a growing family.

The ground floor accommodation comprises an entrance porch and hallway leading to the main reception room, kitchen diner, and staircase to the first floor. The living room is generously sized and has been opened up to create a spacious, open-plan feel, featuring a large front-aspect bay window and a rear window overlooking the garden. The kitchen diner is ample in size and showcases high-quality base and wall units, with plenty of space for additional freestanding appliances. Positioned at the rear of the kitchen is the sun lounge, which provides access to the ground-floor WC, additional storage, and the rear garden. The kitchen also offers access to the cellar.

To the first floor are three well-proportioned double bedrooms, served by a family bathroom comprising a bath with shower over, wash basin, and WC.

To the front of the property, there is on-street parking and a courtyard garden featuring a variety of seasonal shrubs and plants.

To the rear is a beautifully presented garden with both patio and lawn areas, complemented by seasonal flowers, shrubs, and mature bushes. Thoughtfully landscaped, it provides an ideal space for outdoor seating and entertaining.





- Three Bedroom Semi Detached Property
- Well Presented Throughout
- Cellar Storage
- Ground Floor WC
- All Double Bedrooms
- Cottage Style Front And Rear Garden
- Close By To Numerous Amenities
- Excellent Transport Links
- EPC Rating - D
- Freehold - Council Tax band - C





R
&L



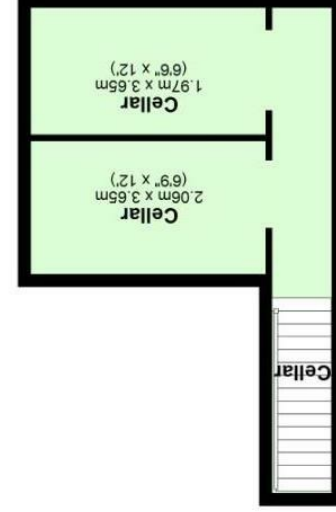


R
&L




These particulars, whilst believed to be accurate are set out as a general outline only for guidance and do not constitute any part of an offer or contract. Intending purchasers should not rely on them as statements of representation of fact, but must satisfy themselves by inspection or otherwise as to their accuracy. No person in this firm's employment has the authority to make or give any representation or warranty in respect of the property.

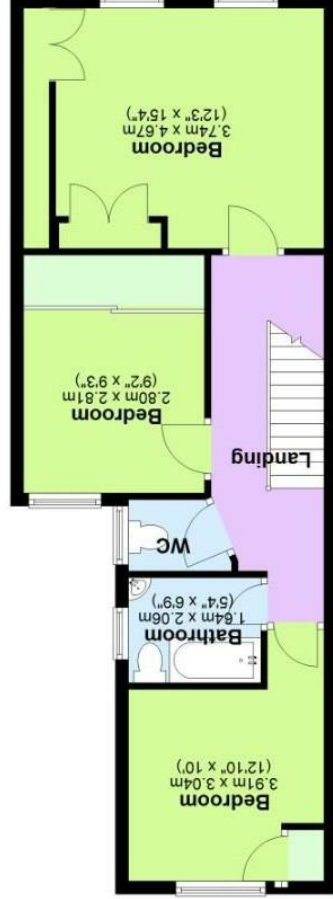
Total area: approx. 137.9 sq. metres (1484.8 sq. feet)



Basement
Approx. 22.4 sq. metres (241.5 sq. feet)



Ground Floor
Approx. 62.0 sq. metres (667.3 sq. feet)



First Floor
Approx. 53.5 sq. metres (575.9 sq. feet)

England & Wales		England & Wales	
EU Directive 2002/91/EC		EU Directive 2002/91/EC	
Not energy efficient - higher running costs		Not environmentally friendly - higher CO ₂ emissions	
(1-20)	G	(1-20)	G
(21-38)	F	(21-38)	F
(39-54)	E	(39-54)	E
(55-68)	D	(55-68)	D
(69-80)	C	(69-80)	C
(81-91)	B	(81-91)	B
(92 plus)	A	(92 plus)	A
Very energy efficient - lower running costs		Very environmentally friendly - lower CO ₂ emissions	
Current	Potential	Current	Potential
Energy Efficiency Rating		Environmental Impact (CO ₂) Rating	
EU Directive 2002/91/EC		EU Directive 2002/91/EC	
Not energy efficient - higher running costs		Not environmentally friendly - higher CO ₂ emissions	
(1-20)	G	(1-20)	G
(21-38)	F	(21-38)	F
(39-54)	E	(39-54)	E
(55-68)	D	(55-68)	D
(69-80)	C	(69-80)	C
(81-91)	B	(81-91)	B
(92 plus)	A	(92 plus)	A
Very energy efficient - lower running costs		Very environmentally friendly - lower CO ₂ emissions	
Current	Potential	Current	Potential

65
77

EPC

