


ROYSTON & LUND



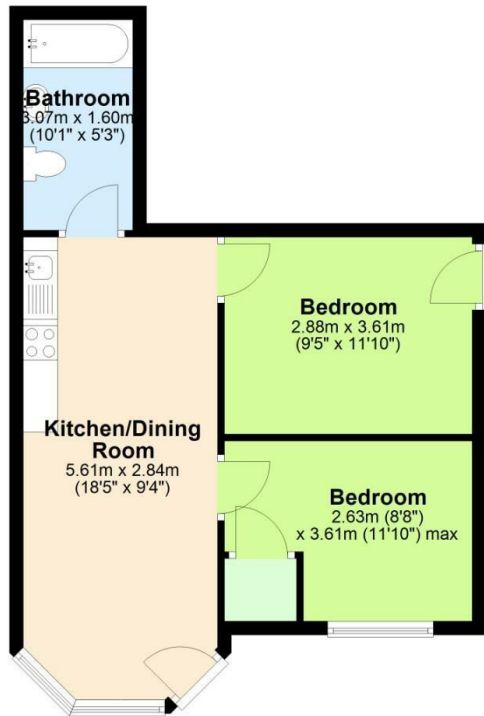
Hine Hall, Mapperley, Nottingham

£750 Per Month

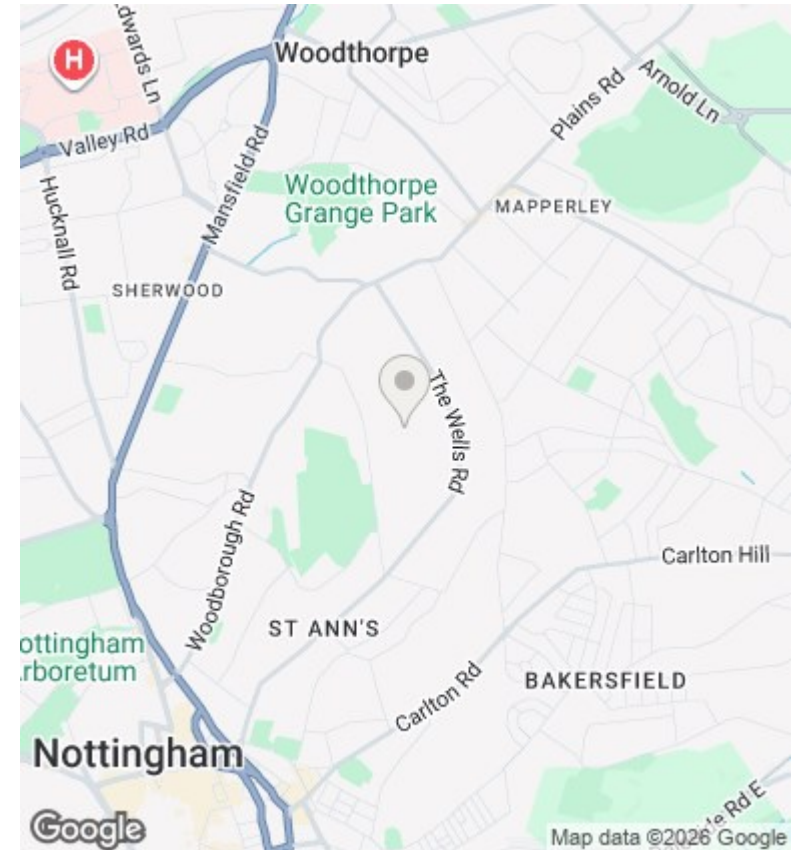
- Two Bedroom Ground Floor Apartment
- Open Plan Kitchen Diner And Living Room
- Close By To Numerous Amenities
- Leasehold - Council Tax Band - A
- Gated Estate With Ample Off Street Parking
- Three Piece Suite Bathroom
- Excellent Transport Links
- Space For Summer Seating To The Front Overlooking Treeline
- Integrated Kitchen Appliances
- EPC Rating - D

Ground Floor

Approx. 44.4 sq. metres (478.3 sq. feet)



Total area: approx. 44.4 sq. metres (478.3 sq. feet)



Directions

Viewings

Viewings by arrangement only. Call 01827 66686 to make an appointment.

Council Tax Band

A

EPC Rating:

D

Energy Efficiency Rating		Current	Potential
<i>Very energy efficient - lower running costs</i>			
(92 plus) A			
(81-91) B			
(69-80) C			78
(55-68) D		62	
(39-54) E			
(21-38) F			
(1-20) G			
<i>Not energy efficient - higher running costs</i>			
England & Wales		EU Directive 2002/91/EC	