



8 Bernard Vann Crescent
| LE65 2AR | Guide Price £375,000

ROYSTON
& LUND

- Guide Price of £375,000 - £385,000
- Full Width Open-Plan Kitchen and Dining Area
- Bedroom with En-suite and Fitted Wardrobes
- Contemporary Bathroom with Separate Shower
- Own Driveway with Detached Garage
- Four Bedroom Detached
- Generously Proportioned Living Room
- Ground Floor WC and Utility Area
- Attractive Garden Including Decking Area
- EPC Rating - C / Council Tax Band - D / Freehold Property





Guide Price of £375,000 - £385,000

This four-bedroom detached property offers spacious and well-appointed accommodation throughout. Upon entering the entrance hall, to the right is an inviting and generously proportioned living room, enhanced by stylish wall cladding and a walk-in bay window fitted with shutters, creating a bright yet cosy space.

Straight ahead lies the heart of the home: a full-width open-plan kitchen with dining area. Features include neutral worktops and cabinetry and benefits from a range of integrated appliances, such as an induction hob, oven, grill, and fridge-freezer, with a dishwasher and Hive heating system also included in the sale. French doors open directly onto the garden, allowing natural light to flow through the space. The ground floor also offers a WC, a utility area, and useful understairs storage.

Upstairs, one bedroom benefits from fitted sliding wardrobes with a sleek and striking en-suite shower room, while to the front there is a well-proportioned double bedroom, along with two further single bedrooms. A contemporary family bathroom, complete with a separate shower, completes the first floor.

Outside, the well-maintained garden provides a variety of outdoor spaces, beginning with a paved patio area, which is separated by sleeper steps leading up to a turfed lawn. A pathway then leads down to a decked and gravel area. The garden enjoys a good degree of privacy from surrounding fencing and also benefits from side access via a gate, leading to a detached garage. To the side, there is off-road parking available for multiple vehicles.

Ideally positioned on the outskirts of Ashby-de-la-Zouch, this property benefits from footpaths around the perimeter that lead directly into open rural landscapes, perfect for peaceful walks and outdoor enjoyment.

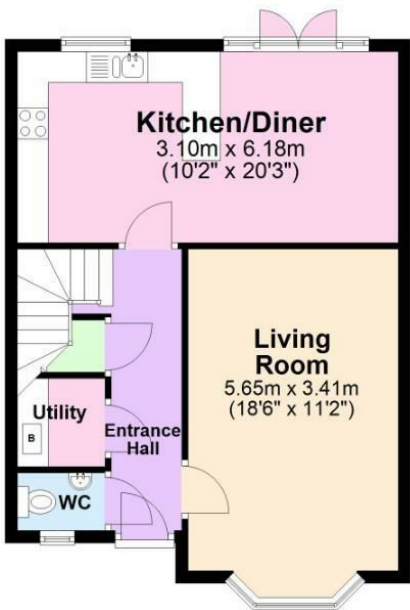
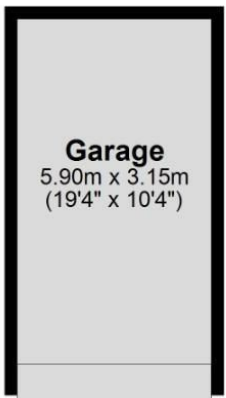
*Annual maintenance charge of £120 applies.

For more information - https://reports.sprift.com/property-report/?access_report_id=4905253



Ground Floor

Approx. 69.1 sq. metres (743.5 sq. feet)

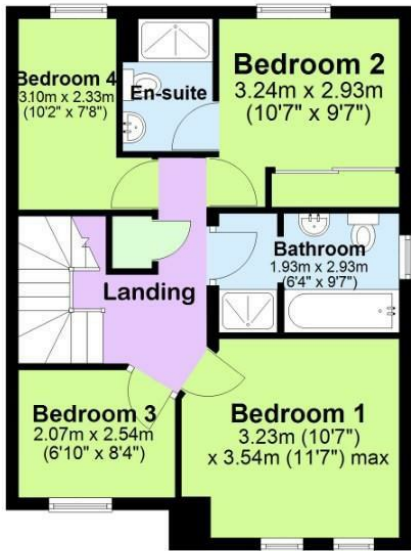


Total area: approx. 117.9 sq. metres (1268.7 sq. feet)



First Floor

Approx. 48.8 sq. metres (525.2 sq. feet)



EPC

Energy Efficiency Rating		
	Current	Potential
Very energy efficient - lower running costs		
(92 plus) A		
(81-91) B		
(69-80) C	79	83
(55-68) D		
(39-54) E		
(21-38) F		
(1-20) G		
Not energy efficient - higher running costs		
England & Wales EU Directive 2002/91/EC		
Environmental Impact (CO ₂) Rating		
	Current	Potential
Very environmentally friendly - lower CO ₂ emissions		
(92 plus) A		
(81-91) B		
(69-80) C		
(55-68) D		
(39-54) E		
(21-38) F		
(1-20) G		
Not environmentally friendly - higher CO ₂ emissions		
England & Wales EU Directive 2002/91/EC		

ROYSTON
& LUND

These particulars, whilst believed to be accurate are set out as a general outline only for guidance and do not constitute any part of an offer or contract. Intending purchasers should not rely on them as statements of representation of fact, but must satisfy themselves by inspection or otherwise as to their accuracy. No person in this firms employment has the authority to make or give any representation or warranty in respect of the property.