



jordan fishwick

8 Daresbury Road, Chorlton, M21 9WA

Guide Price £530,000



8 Daresbury Road, Chorlton, Manchester, M21 9WA

Guide Price £530,000




The Property

Positioned on a highly regarded TREE LINED ROAD just a short stroll from both Chorlton Village and Longford Park is this superbly presented THREE DOUBLE BEDROOM SEMI DETACHED 1920S PROPERTY, boasting both a DRIVEWAY providing off road parking as well as a SOUTH FACING REAR GARDEN. This splendid property provides spacious and light accommodation throughout, ideal for a young couple or family with three spacious reception rooms and there is SIGNIFICANT SCOPE TO EXTEND (STPP). The property further benefits from having MANY ORIGINAL FEATURES retained and is within walking distance of all local amenities, Longford Park and the Metro which is less than one mile away. The accommodation briefly comprises: covered porch, entrance hallway, dining room with square bay window, 17ft lounge with fireplace and electric insert, morning room, kitchen. To the first floor there are three good sized bedrooms, both the main and second benefitting from large bay windows and bathroom, fitted with a modern three piece suite with over bath shower. Externally, to the front of the property is a stone flagged driveway and walled garden with mature plants and shrubbery. To the rear, an excellent, private garden enjoys a Southerly aspect and has been mainly laid to lawn with a flagged patio area and mature shrubbery. An internal viewing of this fine property is most highly recommended. EPC Band D. Council Tax Band C.

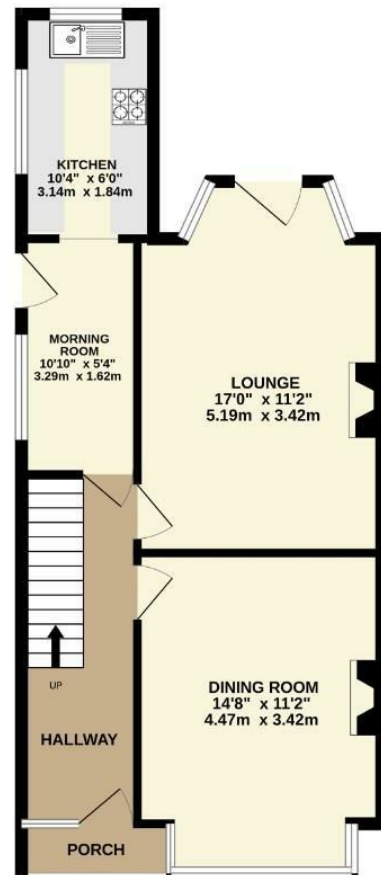
- Superbly presented semi detached 1920s property
- Three double bedrooms and three reception rooms
- SOUTH FACING GARDEN
- Driveway providing off road parking
- Many original features retained
- Walking distance to Chorlton Village and Longford Park
- Significant scope to extend (STPP)
- Ideal family home with multiple schools nearby
- Short walk to the Metrolink
- Gardens to the front and rear



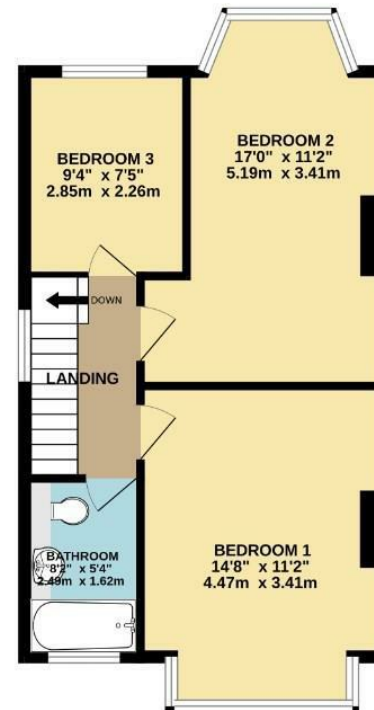
Energy Efficiency Rating		
	Current	Potential
Very energy efficient - lower running costs		
(92 plus) A		79
(81-91) B		
(69-80) C		
(55-68) D	59	
(39-54) E		
(21-38) F		
(1-20) G		
Not energy efficient - higher running costs		
England & Wales		EU Directive 2002/91/EC 



GROUND FLOOR
548 sq.ft. (50.9 sq.m.) approx.



1ST FLOOR
472 sq.ft. (43.9 sq.m.) approx.



TOTAL FLOOR AREA : 1020 sq.ft. (94.8 sq.m.) approx.

Whilst every attempt has been made to ensure the accuracy of the floorplan contained here, measurements of doors, windows, rooms and any other items are approximate and no responsibility is taken for any error, omission or misstatement. This plan is for illustrative purposes only and should be used as such by any prospective purchaser. The services, systems and appliances shown have not been tested and no guarantee as to their operability or efficiency can be given.
Made with Metropix ©2024



These particulars are believed to be accurate but they are not guaranteed and do not form a contract. Neither Jordan Fishwick nor the vendor or lessor accept any responsibility in respect of these particulars, which are not intended to be statements or representations of fact and any intending purchaser or lessee must satisfy himself by inspection or otherwise as to the correctness of each of the statements contained in these particulars. Any floorplans on this brochure are for illustrative purposes only and are not necessarily to scale.

Offices at: Chorlton, Didsbury, Disley, Hale, Glossop, Macclesfield, Manchester Deansgate, Manchester Whitworth Street, New Mills, Sale, Wilmslow and Withington