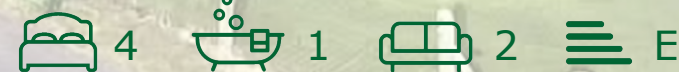




Connaboy, Tithe Farm Lane  
, Birdwood, GL19 3ED

**£575,000**



This charming period home, dating back to the early 1900s, offers a delightful blend of character and modern living. With thoughtful extensions and an annex, this property is perfectly suited for multigenerational living or could serve as an excellent source of additional income.

Boasting four spacious bedrooms, benefitting two reception rooms, kitchen breakfast room and double garage, ideal for a growing family.

The property enjoys pleasant views of the beautifully maintained gardens that grace the front. This serene environment offers a perfect escape from the hustle and bustle of city life, while still being conveniently located for access to local amenities.\*\*\*CHAIN FREE\*\*\*

**Porch**  
8'5 x 6'3 (2.57m x 1.91m)

**Lounge/Diner**  
14'5 x 13'3 (4.39m x 4.04m)

**Snug**  
13'0 x 10'2 (3.96m x 3.10m)

**Kitchen/Breakfast/Diner**  
20'10 x 10'8 (6.35m x 3.25m)

**Utility Room**  
16'0 x 5'10 (4.88m x 1.78m)

**Cloakroom**

**Bedroom 1**  
16'9 x 15'11 (5.11m x 4.85m)

**Bedroom 2**  
11'0 x 10'3 (3.35m x 3.12m)

**Bedroom 3**  
12'4 x 8'1 (3.76m x 2.46m)





Bedroom 4  
9'7 x 5'7 (2.92m x 1.70m)

Bathroom

ANNEX

Lounge/Diner  
15'11 x 12'2 (4.85m x 3.71m)

Kitchen  
11'7 x 7'10 (3.53m x 2.39m)

Bedroom  
11'6 x 9'1 (3.51m x 2.77m)

Wet Room

### OUTSIDE

A pair of double wrought iron gates open onto a long driveway leading up to the property. Well-maintained lawns flank both sides of the drive, with one side featuring a variety of mature fruit trees. The established garden has an array of trees, shrubs, and bushes. Additional features include garden sheds, a greenhouse and access from the lane to the DOUBLE garage. The entire garden is fully enclosed.

### Services

Mains Drainage, LPG for main house and annex.

Forest Of Dean District Council tax band D

Annex tax band A, EPC rating E

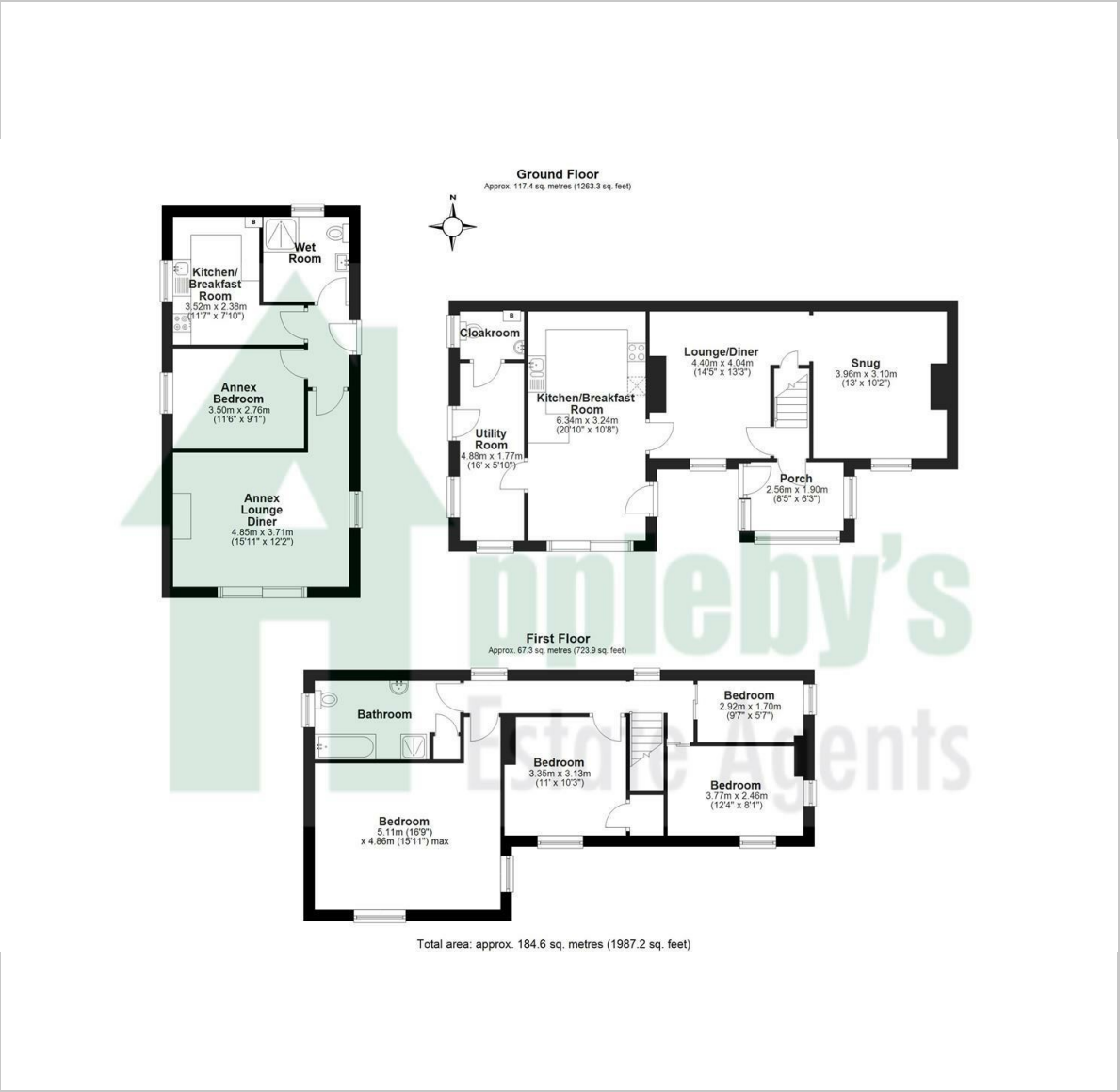
What3Words:  
readings.quaking.loaders

### Tenure

Freehold



Floor Plan

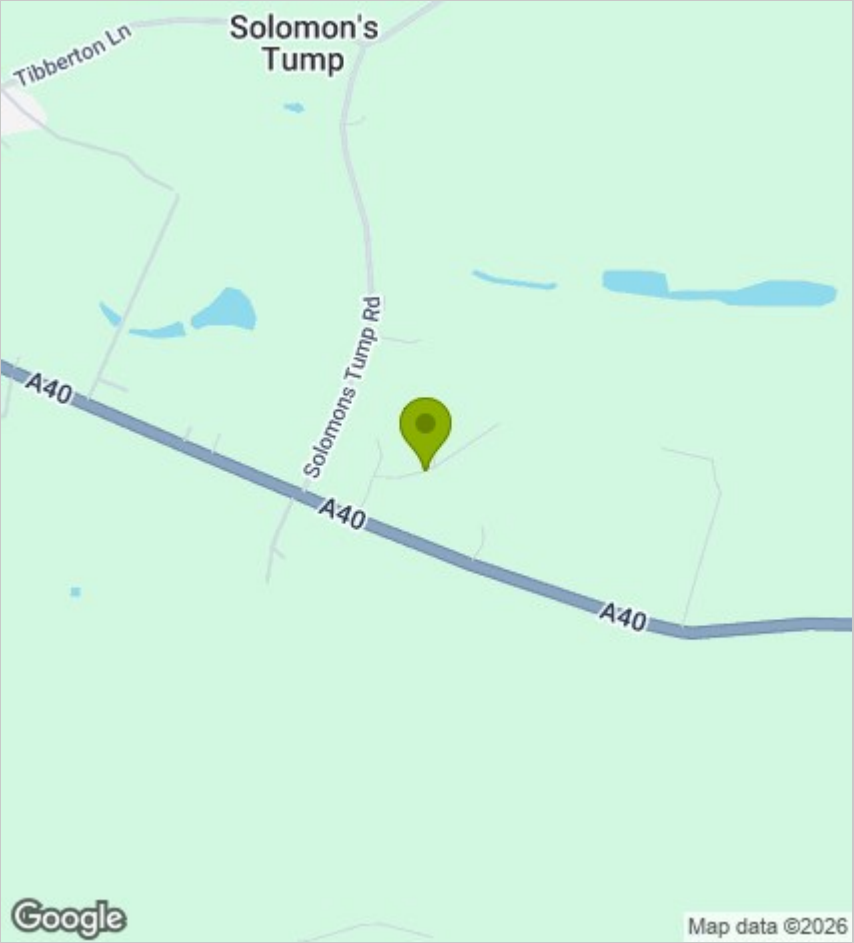


Viewing

Please contact our Appleby`s Office on 01452 690553 if you wish to arrange a viewing appointment for this property or require further information.

These particulars, whilst believed to be accurate are set out as a general outline only for guidance and do not constitute any part of an offer or contract. Intending purchasers should not rely on them as statements of representation of fact, but must satisfy themselves by inspection or otherwise as to their accuracy. No person in this firms employment has the authority to make or give any representation or warranty in respect of the property.

Area Map



Energy Efficiency Graph

