



ESTATE AGENTS

7, Grange Avenue, Hastings, TN34 2QE

Web: www.pcmestateagents.co.uk
Tel: 01424 839111

Offers In Excess Of £350,000

PCM Estate Agents are delighted to offer to the market an opportunity to secure this exceptionally well-presented TWO DOUBLE BEDROOMED DETACHED BUNGALOW located in this highly sought-after region of Hastings, within close proximity to the picturesque Alexandra Park and good transport links to Hastings town centre and being sold CHAIN FREE.

The property occupies a good sized plot with a PREDOMINANTLY LEVEL REAR GARDEN and to the front there is OFF ROAD PARKING for multiple vehicles and a GARAGE. Inside the accommodation has been refurbished to an excellent standard by the current vendor and comprises an entrance hallway, 15ft lounge, separate MODERN FITTED KITCHEN, TWO DOUBLE BEDROOMS and a separate bathroom.

If you are looking for an WELL-PRESENTED DETACHED BUNAGLOW in a highly sought-after region of Hastings, look no further than this STUNNING EXAMPLE and call the owners sole agent now to book your immediate viewing to avoid disappointment.

PRIVATE FRONT DOOR

Leading to;

PORCH

Windows to front and side aspects, door to;

ENTRANCE HALLWAY

Spacious, storage cupboard, radiator, fuse box, loft hatch, inset ceiling spotlight, door to;

LOUNGE

15'8 x 12'8 (4.78m x 3.86m)

Double glazed window to front aspect letting in ample light, feature fire surround, radiator, television point, inset ceiling spotlights.

KITCHEN

11'1 x 9'6 (3.38m x 2.90m)

Modern and comprising a range of eye and base level units with worksurfaces over, four ring electric hob with extractor above and oven below, integrated fridge freezer, integrated dishwasher, space and plumbing for washing machine, larder cupboard providing additional storage, inset sink with mixer

tap, double glazed window to side aspect, door providing side access onto the garden.

BEDROOM

11'10 x 11'2 (3.61m x 3.40m)

Double glazed window to rear aspect enjoying a pleasant outlook over the garden, radiator, door to garden.

BEDROOM

12'5 x 8'10 (3.78m x 2.69m)

Double glazed window to rear aspect enjoying a pleasant outlook over the garden, two storage cupboards, radiator.

BATHROOM

7'11 x 6'2 (2.41m x 1.88m)

P shaped panelled bath with mixer tap and rainfall style shower attachment, low level dual flush wc, wash hand basin with tiled splashback, radiator, double glazed obscured window to side aspect.

REAR GARDEN

Beautifully presented and predominantly level garden with patio area that is ideal for entertaining and featuring a large area of lawn, range of mature shrubs and plants, shed/ summer house, enclosed fenced boundaries, side access to the front of the property.

FRONT GARDEN

Off road parking for multiple vehicles and area of lawn.

GARAGE

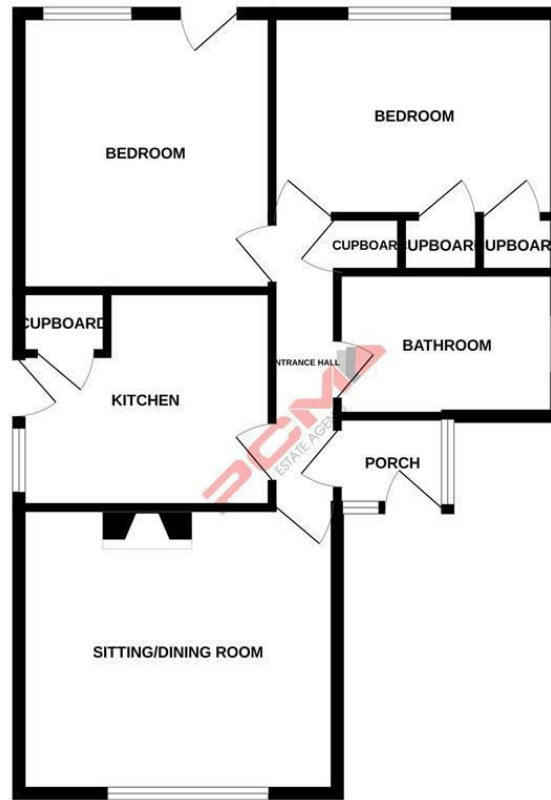
Up and over door, power and lighting.

AGENTS NOTE

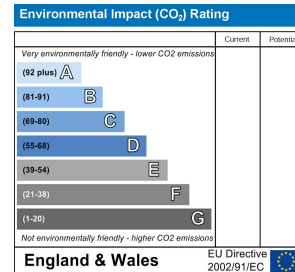
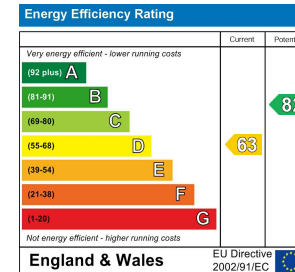
Please note that the images used are prior to the vendor moving out.



GROUND FLOOR



Whilst every attempt has been made to ensure the accuracy of the floorplan contained here, measurements of doors, windows, rooms and any other items are approximate and no responsibility is taken for any error, omission or mis-statement. This plan is for illustrative purposes only and should be used as such by any prospective purchaser. The services, systems and appliances shown have not been tested and no guarantee as to their operability or efficiency can be given.
Made with Metropix ©2023



PCM endeavour to maintain accurate depictions of properties in Floor Plans and descriptions, however, these are intended only as a guide and purchasers must satisfy themselves by personal inspection. PCM have not tested any services, appliances, equipment or facilities, and nothing in these details should be deemed to be a statement that they are in good working order or that the property is in good structural condition or otherwise.