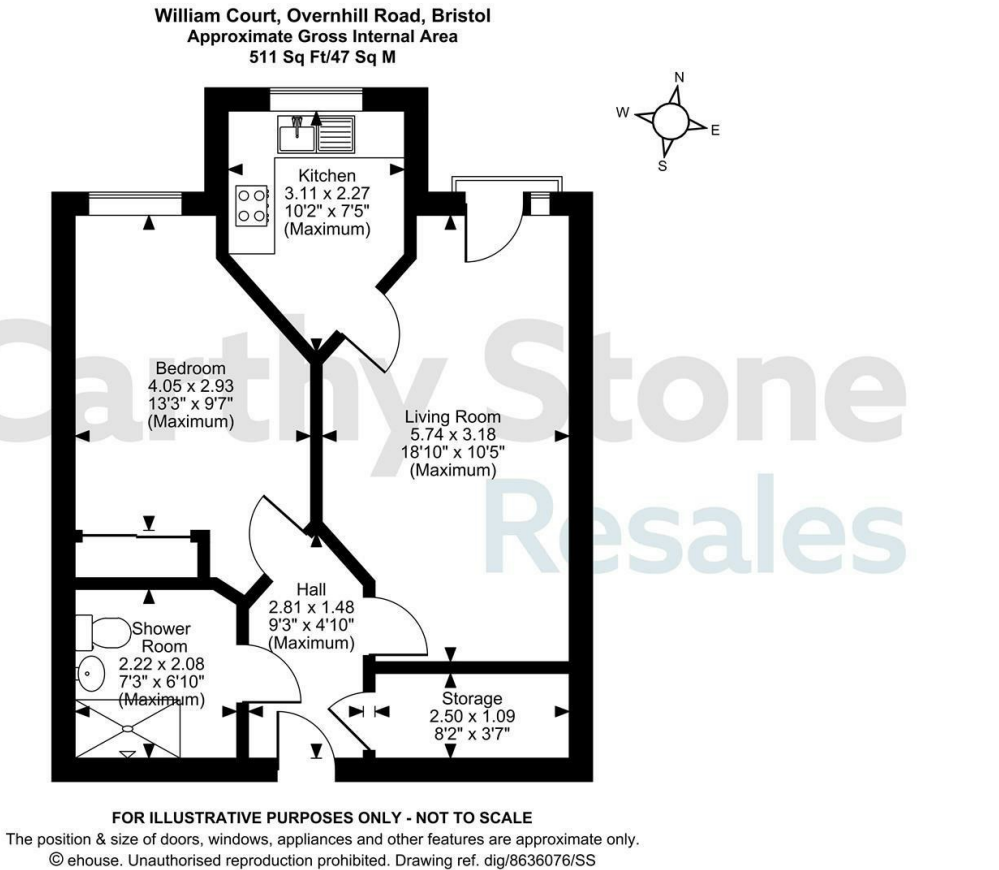
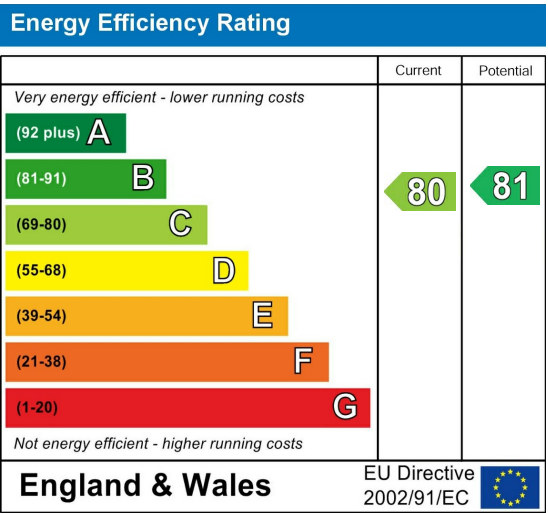
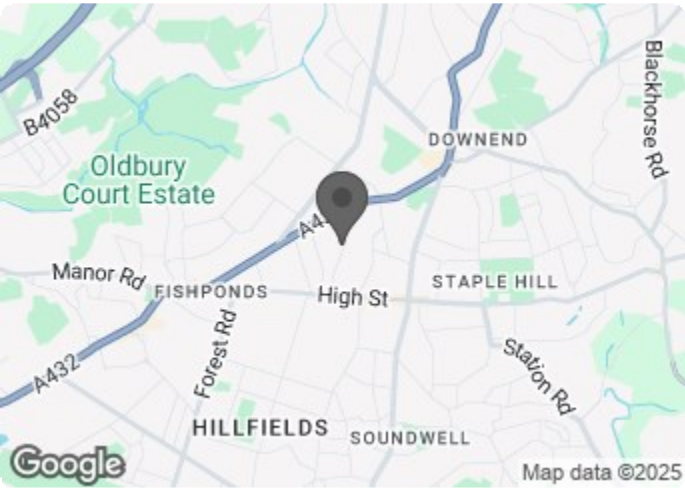


25 William Court

Overnhill Road, Downend, Bristol, BS16 5FL



Council Tax Band: C



Asking price £160,000 Leasehold

With a lovely view over the landscaped communal gardens, this first floor, one bedroom retirement apartment is very well presented and is located a short walk to the lift that serves all floors.
Pet Friendly *Energy Efficient*

This floor plan is not drawn to scale and is for illustrative purposes only. Any measurements, floor areas (including any total floor area), openings and orientation are approximate and for guidance only. McCarthy Stone Resales do not take liability for any error, omission or misstatement. All parties must rely on their own inspections. It should not be assumed that any furniture or fittings contained in the photographs are included in any sale. All details referring to time and distances to localities are approximate. Details regarding any common charges and other applicable fees are provided by the seller and should not be relied on without verification and further checks made through a solicitor/conveyancer. Please contact the Property Consultant for further information that Appliances (including central heating) have not been tested, therefore it cannot be assumed that they are in good working order. All interested parties are advised to check availability and make an appointment before travelling to view the property to avoid disappointment or wasted time or travel expenses. The details contained within this brochure are for information purposes only and do not form part of any agreement. All purchases will be subject to contract terms. © All artwork (photos and floorplans) and written content are the sole property and copyright of McCarthy & Stone Resales Limited and are legally protected by UK & International copyright laws. Under no circumstance may you download, reproduce, publish or distribute any content for commercial purposes, without prior written permission from McCarthy Stone Resales. Unauthorised duplication or usage for commercial purposes is prohibited by the Copyright law and will be prosecuted.



William Court, Overnhill Road, Downend, Bristol

William Court
Constructed in 2011 by award-winning retirement home specialists McCarthy Stone, William Court is a 'Retirement Living' development providing a quality-of-lifestyle opportunity for the over 60's and designed for independent living with the peace-of-mind provided by the day-to-day support of our excellent House Manager.

William Court is located within close proximity to both Downend and Staple Hill High Streets and the development enjoys excellent communal facilities including a homeowner's lounge, laundry room and beautiful landscaped gardens. All apartments are equipped with a 24-hour emergency call facility and sophisticated intercom system providing both a visual and verbal link to the main development entrance. There is also the excellent guest suite widely used by visiting family and friends for which a small charge per night applies. It's so easy to make new friends and to exercise both body and mind at William Court.

This is a very sociable development and there are always plenty of regular activities to choose from including; fitness classes, coffee mornings, games and quiz nights, table tennis, snooker, seasonal and themed events. Whilst there is something for everyone there is certainly no obligation to participate and home owners can 'dip in and out' of activities as they wish.

The Local Area
Downend is well served by local transport links, making it an excellent location for commuters. The area has good access to the Avon Ring Road (A4174) and the M4 and M32, and the number five bus service runs regularly between Downend and Bristol city centre.

If you fancy a bite to eat, there are plenty of restaurants in Downend itself. Right in the centre on Downend Road, there's The Horseshoe, which offers classic pub fare. There's also The Tamarind, serving Indian cuisine, Mezza at the Green Dragon, which serves Greek, Spanish, Chinese, Moroccan and Mexican Mezza (small) dishes, ItalB, an Italian restaurant and a local coffee shop called The Beehive House. Alternatively, residents can head into central Bristol, where they'll find an array of restaurants to suit all tastes. If the sun's shining in Downend, there are a number of outdoor spaces to choose from. The King George V Playing Fields is the largest green space in the area, and is used by a number of local sports teams. There is also Lincombe Barn Park and Woods, as well as access to the Bristol-Bath Cycle Path, which is part of the National Cycling Network. Slightly further afield in Hambrook, there's Pirate Bay Adventure Golf, an 18 hole course that caters for parties and events.

In the centre of Downend, there's a Sainsbury's Local, as well as a range of stores, including a Co-operative pharmacy, florist and furniture show room. There are also a number of banks along Badminton Road, such as HSBC and Lloyds TSB.



The areas surrounding Downend are home to a number of the major supermarkets, including a Morrisons in Fishponds, a Sainsbury's in Emerson's Green and an Iceland in Staple Hill. Residents can, of course, travel into central Bristol and visit Cabot Circus

Downend is well served by local amenities. Downend Library is centrally located and offers all of the expected facilities, as well as a range of events including stories and songs for under-5s and coffee mornings. There are also a number of health centres, such as Christchurch Family Medical Centre and Willow Surgery.

Entrance Hall
Front door with spy hole leads to the entrance hall. There is a 24-hour emergency response pull cord system and sophisticated intercom entry system that can provide both a audio and visual link (via the Home Owners TV) to the main development entrance door. Large walk-in storage cupboard has light and shelving, and houses both the Gledhill hot water tank and the Vent Axia heat exchange unit. Illuminated light switches and smoke detector.

Living room
With a double glazed door with matching side panel opening to a Juliet Balcony enjoying a pleasant outlook over the landscaped communal gardens. Focal point fireplace with inset 'pebble effect' electric fire. TV and telephone points, two ceiling lights, raised electric power sockets. A glazed panelled door leads into a separate kitchen.

Kitchen
With a double-glazed window. Range of 'Maple effect' fronted fitted wall and base units with contrasting worktops incorporating a stainless steel inset sink unit. Integrated appliances comprise; a four-ringed hob with a stainless-steel chimney style extractor hood, waist-level oven and concealed fridge and freezer. Extensively tiled walls and tiled floor.

Double Bedroom
A double bedroom with a double-glazed window. Built-in wardrobe with ample hanging space, shelving and mirror-fronted sliding doors. TV and phone points.

Shower Room
White suite comprising; walk-in level access shower with glazed screen, WC, vanity wash basin with cupboard below, and mirror, strip light and shaver point over. Fully tiled walls and floor, electric heated towel rail, emergency pull cord.

Parking
Parking permits are available on a first come, first served basis and are at a cost of £250 per annum. Please check with the House Manager on site for availability.

Additional Information & Services
• Fibre to the Cabinet Broadband available
• Mains water and electricity



1 Bed | £160,000

- Electric room heating
- Mains drainage

Service Charge
What your service charge pays for:

- Underfloor Heating Within Apartments
- House Manager who ensures the development runs smoothly
- All maintenance of the building and grounds, including window cleaning, gardening and upkeep of the building exteriors and communal areas
- 24hr emergency call system
- Monitored fire alarms and door camera entry security systems
- Maintaining lifts
- Heating and lighting in communal areas
- Contingency fund including internal and external redecoration of communal areas
- Buildings insurance, water and sewerage rates

The service charge does not cover external costs such as your Council Tax, electricity or TV. Find out more about service charges please contact your Property Consultant or House Manager.

The service charge is £3,350.41 per annum (up to financial year end 31/03/2025).

Ask about our FREE ENTITLEMENTS SERVICE to find out what benefits you may be entitled to to support you with service charges and living costs. (Often offset by Government Entitlements e.g. Attendance Allowance £3,500-£5,200pa).

Lease
Lease Length: 125 years from the 1st June 2011
Ground Rent: £425 per annum
Ground Rent Review date: June 2026

Moving Made Easy
Moving is a huge step, but don't let that hold you back. We have a range of services to help your move go smoothly, including:

- FREE Entitlements Advice to help you find out what benefits you may be entitled to that can assist with service charges or living costs.
- Part Exchange service to help you move without the hassle of having to sell your own home.
- Removal Services that can help you declutter and move you in to your new home.
- Conveyancing specialists who are experienced with sales and purchases of McCarthy Stone retirement properties.

For more information speak with our Property Consultant today.

