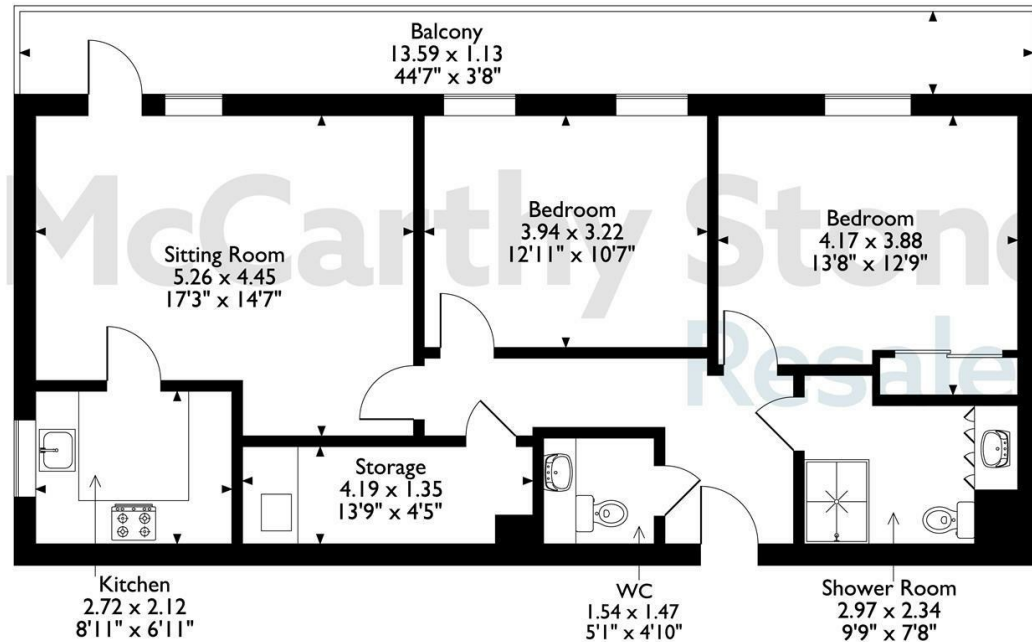
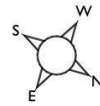
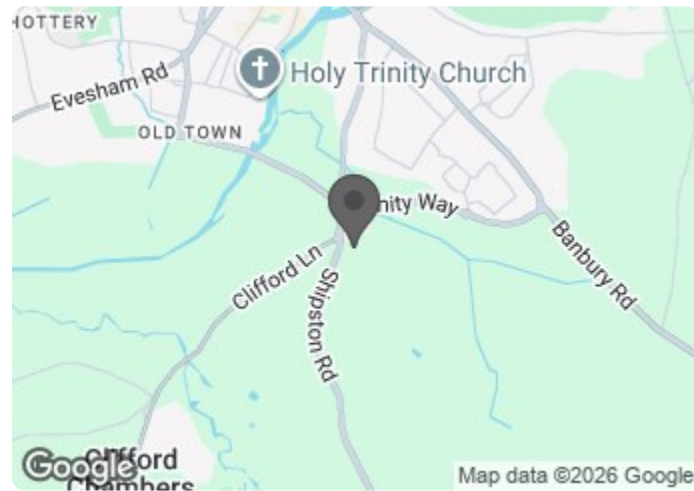


56 Harvard Place, Springfield Close, Stratford-upon-Avon, Warwickshire  
 Approximate Gross Internal Area  
 81 Sq M/872 Sq Ft



The position & size of doors, windows, appliances and other features are approximate only.  
 © ehouse. Unauthorised reproduction prohibited. Drawing ref. dig/8676164/DST.

**Council Tax Band: E**



Energy Efficiency Rating		Current	Potential
Very energy efficient - lower running costs			
(92 plus)	<b>A</b>		
(81-91)	<b>B</b>	<b>81</b>	<b>81</b>
(69-80)	<b>C</b>		
(55-68)	<b>D</b>		
(39-54)	<b>E</b>		
(21-38)	<b>F</b>		
(1-20)	<b>G</b>		
Not energy efficient - higher running costs			
<b>England &amp; Wales</b>		EU Directive 2002/91/EC	

This floor plan is not drawn to scale and is for illustrative purposes only. Any measurements, floor areas (including any total floor area), openings and orientation are approximate and for guidance only. McCarthy Stone Resales do not take liability for any error, omission or misstatement. All parties must rely on their own inspections. It should not be assumed that any furniture or fittings contained in the photographs are included in any sale. All details referring to time and distances to localities are approximate. Details regarding any common charges and other applicable fees are provided by the seller and should not be relied on without verification and further checks made through a solicitor/conveyancer. Please contact the Property Consultant for further information that Appliances (including central heating) have not been tested, therefore it cannot be assumed that they are in good working order. All interested parties are advised to check availability and make an appointment before travelling to view the property to avoid disappointment or wasted time or travel expenses. The details contained within this brochure are for information purposes only and do not form part of any agreement. All purchases will be subject to contract terms. © All artwork (photos and floorplans) and written content are the sole property and copyright of McCarthy & Stone Resales Limited and are legally protected by UK & International copyright laws. Under no circumstance may you download, reproduce, publish or distribute any content for commercial purposes, without prior written permission from McCarthy Stone Resales. Unauthorised reproduction is prohibited.

**56 Harvard Place**

Springfield Close, Stratford-Upon-Avon, CV37 8GA



**Asking price £255,000 Leasehold**

Nestled in the CHARMING town of Stratford-Upon-Avon, this DELIGHTFUL TWO BEDROOM apartment is located at Harvard Place on Shipston Road. This property is designed specifically for retirement living, offering a SERENE and COMFORTABLE environment for those seeking a PEACEFUL LIFESTYLE.

As you enter the apartment, you will be greeted by an inviting living area that connects to a lovely WALK OUT BALCONY. The well-appointed kitchen provides a functional space for meal preparation.

One of the standout features of this property is the ON-SITE RESTAURANT, which offers a WONDERFUL DINING EXPERIENCE without the need to venture far from home. This amenity enhances the sense of COMMUNITY and provides an opportunity to SOCIALISE with fellow homeowners.

**Call us on 0345 556 4104 to find out more.**

resales@mccarthyandstone.co.uk | mccarthyandstoneresales.co.uk



# Harvard Place, Shipston Road, Stratford-upon-Avon, Warwickshire CV37 8GA

2 bed | £255,000

## Harvard Place

Harvard Place is a stunning development built in 2018 consisting of 56 beautiful one and two bedroom Retirement Living PLUS apartments located in the medieval town of Stratford-upon-Avon. An Estate Manager is on hand to manage the day to day running of the development and attend to any queries you may have.

There are a range of personal care packages to suit your requirements - these are provided by the onsite CQC registered care team. For your reassurance the development has 24-Hour on-site staffing, secure camera entry systems and a 24-Hour emergency call system provided by a personal pendant with static call points in bathroom and main bedroom.

The development also has a large, communal homeowners' lounge, fitted with audio visual equipment and WiFi. This is a superb venue for socialising with friends and family. If your guests have travelled from afar, they can extend their stay by booking into the development Guest Suite (for a fee per night - subject to availability) which has an en-suite shower room, tea and coffee making facilities and a TV.

For added convenience there is an onsite waitress service restaurant with freshly cooked meals provided every day. Within the complex there is the added bonus of a mobility scooter room which is fitted with charging points and a laundry room.

It is a condition of purchase that residents must meet the age requirement of 70 years of age or over.

## Local Area

Stratford-upon-Avon is, of course, now synonymous with William Shakespeare, and the town's cultural and historical offerings don't disappoint. A stroll through the town will lead you past a number of well-preserved 16th century Tudor houses. You can also visit Shakespeare's grave at the beautiful Holy Trinity Church, and the world famous Royal Shakespeare Theatre gives performances year round.

The River Avon winds its way through the town, where you can enjoy a River Cruise and get to know the town and the historic canals. You'll find a host of amenities on your doorstep, from a supermarket next door to a retail park very close by, where there'll soon be a doctor's surgery, along with the pharmacy,

veterinary surgery and day community hall. From the retail park you can catch a shuttle service to the town centre.

## Entrance Hallway

Front door with spy hole leads to the large entrance hall - the 24-hour Tunstall emergency response pull cord system is situated in the hall along with illuminated light switches, smoke detector, apartment security door entry system with intercom and emergency pull cord. From the hallway there is a door to a walk-in storage cupboard and an airing cupboard housing further storage space. Further doors lead to the kitchen, bedrooms, living room, bathroom and separate cloakroom.

## Living Room

A well-proportioned lounge with glazed French door leading onto the walk out balcony. TV and telephone points, Sky/Sky+ connection point. Two ceiling lights. Fitted carpets, raised electric power sockets. Partially double glazed door leads in to a separate kitchen.

## Kitchen

Modern fitted kitchen with a range of low and eye level units fitted with drawers and wood effect work surfaces over and pelmet lighting. Stainless steel sink with mono lever tap and drainer. Eye level oven and integral microwave, ceramic hob with cooker hood over and glass splash back and an integrated fridge/freezer.

## Primary Bedroom

A bright and spacious double bedroom with mirrored sliding wardrobe and full length window with views across the gardens. Central ceiling light, ample power points, TV and telephone points and an emergency pull cord.

## Shower Room

The large, partially tiled wet room with anti-slip flooring comprises of a modern fitted white suite to include WC with concealed cistern, wash hand basin inset to a vanity unit with illuminated mirror/medicine cabinet above and large level access walk in shower with grab rails. Shaving point, electric heated towel rail, extractor fan and emergency pull-cord.

## Bedroom Two

Another bright and spacious double bedroom, this room also enjoys views across the gardens with two full length windows and has a central ceiling light, ample power points and a TV socket.

## Cloakroom

Fully tiled with WC and vanity unit with sink and mirror above.

## Parking Permit Scheme (Subject to availability)

The fee is usually £250 per annum, but may vary by development. Permits are available on a first come, first served basis. Please check with the on-site Manager on site for availability.

## Service Charge (Breakdown)

- Cleaning of communal windows
- Water rates for communal areas and apartments
- Electricity, heating, lighting and power to communal areas
- Window Cleaning (outside only)
- 24-hour emergency call system
- Upkeep of gardens and grounds
- Repairs and maintenance to the interior and exterior communal areas
- Contingency fund including internal and external redecoration of communal areas
- Buildings insurance
- One hour of domestic support per week is included in the service charge
- Care staff on-site 24-hours a day
- Running of the on-site restaurant
- Intruder alarm system

The Service charge does not cover external costs such as your Council Tax, electricity or TV. To find out more about service charges please contact your Property Consultant or Estates Manager.

Annual Service charge £12,547.29 for financial year ending 30th June 2026.

## Lease Information

Ground rent: £510 per annum

Ground rent review: 1st January 2033.

Lease: 999 years from 1st January 2018

Managed by: McCarthy and Stone Management Services

## Moving Made Easy & Additional Information

Moving is a huge step, but don't let that hold you back. We have a range of services to help your move go smoothly, including:

- FREE Entitlements Advice to help you find out what benefits you may be entitled to.
  - Part Exchange service to help you move without the hassle of having to sell your own home.
  - Removal Services that can help you declutter and move you in to your new home.
  - Conveyancing specialists who are experienced with sales and purchases of McCarthy Stone retirement properties.
- FOR MORE INFORMATION CHECK OUR WEBPAGE  
ADDITIONAL SERVICES OR SPEAK WITH OUR PROPERTY CONSULTANT

- Full Fibre Broadband available
- Mains water and electricity
- Electric room heating
- Mains drainage

